


Why Choose Art?

DEVELOPING SKILLS FOR SUCCESS



Understanding & Impacting the World
Perseverance & Confidence
Collaboration & Connection
Knowledge & Communication
Perspectives & Craftsmanship
Process & Mastery
Problem Solving
Creativity & Fun!

Art Careers

3D Production & Spacial Design

- ~Industrial Designer/ Bridge Designer
- ~Architect
- ~Landscape Architect
- ~Playground/ Theme Park/ Sports Arena/ Golf Course Designer
- ~Interior Designer/ Decorator
- ~Set/Stage Design
- ~Toy Designer
- ~Ceramics Designer/Potter
- ~Jeweler
- ~Carver
- ~Prop Designer
- ~Inventor



Photography


- ~Advertising Photographer
- ~Fashion Photographer
- ~Photo Journalist
- ~Food Photographer
- ~Portrait Photographer
- ~Underwater Photographer
- ~Wedding Photographer
- ~Stock Photo Seller
- ~Director of Photography



Organization/ Management

- ~Art Educator K-12
- ~Art School Director
- ~University Lecturer/Professor
- ~Art Therapist
- ~Private Art Instructor
- ~Artist Agent
- ~Art Supplies Retailer
- ~Art/Design/Color Consultant
- ~Gallery Owner
- ~Museum Curator
- ~Personal Stylist
- ~Online Curator

Digital/ Multi-Media



- ~Animator
- ~Concept Artist
- ~Digital Illustrator
- ~Digital 3D Modeller
- ~Web Designer
- ~Iphone/Android App Designer
- ~Television/ Film Producer
- ~Documentary Filmmaker
- ~Camera Operator
- ~Film Editor
- ~Special Effects Designer
- ~Video Game Design



Fine Art

- ~Airbrush Artist/Spray Painter
- ~Architectural Illustrator
- ~Book Illustrator
- ~Graphic Illustrator
- ~Technical/Textbook Illustrator
- ~Story Board Illustrator
- ~Cartoonist/ Caricaturist
- ~Commercial Artist
- ~Fine Artist (Painter)
- ~Printmaker/ Screen Printer
- ~Courtroom Artist
- ~Art Conservationist
- ~Special Effects Makeup
- ~Mural Artist
- ~Tattoo Artist

ARTS & CULTURE SECTOR REPRESENTS 4.2% OF NATION'S GDP & 4.6 MILLION JOBS

U.S. Bureau of Economic Analysis reports that nationally the arts and culture sector was a **\$876.7 billion industry** in 2020, representing **4.2%** of the nation's GDP, **4.6 million jobs**, and total compensation of **\$446 billion**.

Source: **U.S. Bureau of Economic Analysis & National Endowment for the Arts, 2022** (2020 data collected during the pandemic)

\$876.7 BILLION Arts & Culture Sector

\$572 BILLION Transportation

\$341.7 BILLION Utilities


BONUS: In 2020, the arts & culture sector ranked 3rd among comparison sectors.

#ForsythFineArts

GDP & JOBS


Why Choose Music?

DEVELOPING SKILLS FOR SUCCESS



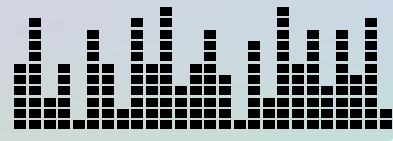
- Creativity & Fun!
- Problem Solving
- Process & Mastery
- Perspectives & Craftsmanship
- Knowledge & Communication
- Collaboration & Connection
- Perseverance & Confidence
- Understanding & Impacting the World

Music Careers




Music Production & Sound Design

- Songwriter/ Lyricist
- Composer/ Orchestrator
- Arranger
- Music Producer
- Recording Engineer
- Audio Engineer
- Movie Sound Engineer
- Mixing Engineer
- Studio Musician
- Sound Technician
- DJ



Music Service & Performance


- Music Therapist
- Voice Therapist
- K-12 Music Teacher
- Private Music Instructor
- College Professor
- Opera Singer
- Orchestra Musician
- Military Musician
- Session Musician
- Freelance Musician
- Accompanist
- Conductor



Organization/ Management

- Religious Music Director
- Orchestra Manager
- Orchestra Librarian
- Arts Administration
- Facilities Management
- Personnel Manager
- Manager of Exhibitions
- Event Manager
- Publicity Coordinator
- Non-Profit Organization Executive Director

Music Business

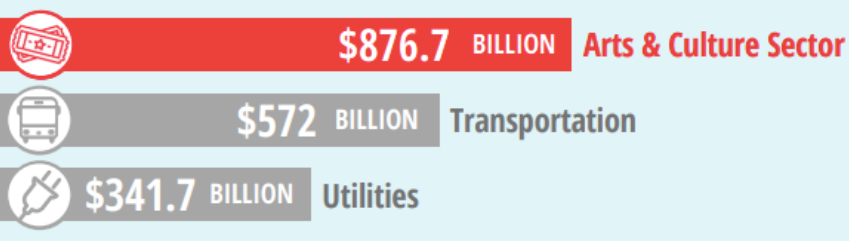


- Sales and Marketing
- Promotions
- Artist Management
- Booking Agent
- Copyright Lawyer
- Music Publicist
- Tour Manager



ARTS & CULTURE SECTOR REPRESENTS 4.2% OF NATION'S GDP & 4.6 MILLION JOBS

U.S. Bureau of Economic Analysis reports that nationally the arts and culture sector was a **\$876.7 billion industry** in 2020, representing 4.2% of the nation's GDP, **4.6 million jobs**, and total compensation of **\$446 billion**.
 Source: U.S. Bureau of Economic Analysis & National Endowment for the Arts, 2022 (2020 data collected during the pandemic)



BONUS: In 2020, the arts & culture sector ranked 3rd among comparison sectors.


Over 200,000 Jobs in Georgia

- Georgia Film and TV Production
- Music Industry
- Interactive Entertainment
- Professional Musician
- Education

GDP & JOBS

Why Choose Theatre?

DEVELOPING SKILLS FOR SUCCESS



Creativity & Fun!

Problem Solving

Process & Mastery

Perspectives & Craftsmanship

Knowledge & Communication

Collaboration & Connection

Perseverance & Confidence

Understanding & Impacting the World

Theatre Careers

Back Stage Production

- Set Designer
- Set Construction
- Prop Maker
- Puppet Designer & Maker
- Costume Designer
- Costume Maker
- Electrician
- Lighting Designer
- Lighting Technician
- Sound Designer
- Sound Technician
- Wigs, Hair, and Makeup Designer
- Head of Wardrobe

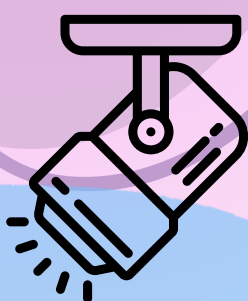


Creative Direction

- Playwright
- Director
- Assistant Director
- Artistic Director
- Casting Director
- Choreographer
- Dance Captain
- Actor/ Performer
- Voice-over Artist
- Musician
- Theatre Fight Director
- Special Effects
- Acting/ Voice Coach


Organization/ Management

- Producer
- Artistic Director
- Production Manager
- Stage Manager
- Box Office Manager
- Front of House Manager
- Marketing Coordinator
- Social Media Manager
- Licensing Manager
- Copyright Lawyer
- Community Outreach Director
- Non-Profit Executive Director
- Theatre Tour Manager
- Manager of Personnel



Digital/ Multi-Media

- Gaffer
- Cinematographer
- Drone Operator
- Camera Operator
- Digital Imaging Technician
- Showrunner
- Production
- Manager/Assistant
- Casting and Talent Director
- Location Scout
- Location Manager
- Film Festival Manager
- Film Outreach Programmer



Education

- K-12 Drama Teacher
- College Professor
- Drama Therapy
- Dance Instructor
- Film Teacher
- Music Teacher

ARTS & CULTURE SECTOR REPRESENTS 4.2% OF NATION'S GDP & 4.6 MILLION JOBS

U.S. Bureau of Economic Analysis reports that nationally the arts and culture sector was a **\$876.7 billion industry** in 2020, representing **4.2%** of the nation's GDP, **4.6 million jobs**, and total compensation of **\$446 billion**.

Source: **U.S. Bureau of Economic Analysis & National Endowment for the Arts, 2022** (2020 data collected during the pandemic)

\$876.7 BILLION Arts & Culture Sector

\$572 BILLION Transportation

\$341.7 BILLION Utilities

BONUS: In 2020, the arts & culture sector ranked 3rd among comparison sectors.

GDP & JOBS

#ForsythFineArts