

Navigating Parent Portal – Schedule, Teacher Contact Information, and Grades

1. This screen appears when you first enter the application. On this screen you can shift between district announcements and school announcements. District messages are located in Announcements and school messages are in the Inbox. Hit the 3 horizontal lines in the left corner. These 3 lines help you navigate to other places in the application.



Message Center

Announcements **Inbox**

District Announcement
07/23/2018

Important Reminder about Changes of Address, Custody, and/or Guardianship Changes:

If you have a change of address, custody,

[Show More](#)

District Announcement
04/11/2017

Infinite Campus Mobile Portal App Setup Instructions:

1. [Download the Infinite Campus Mobile Portal App](#)
2. District Name: **Channahon**

[Show More](#)



Message Center

Announcements **Inbox**

[Delete](#)

Message from FCHS 11/14/2018 >

OMS Welcoming Wednesday - Dads' Club 11/13/2018 >

2. The screen below populates. Select the appropriate option from the list. If you would like to see the student's schedule today, select "Today".

Message Center

Today

Weekly Overview

Assignments

Grades

Grade Book Updates

Attendance

Schedule

Reports

Fees

Responsive Schedule

More

Setup

e Portal

3. The screen shown below populates. There are few options from this view.
- In the right hand corner, the student whose schedule is open is seen. If you have multiple students, you can change the student here by clicking on the down arrow and selecting another student.
 - Once you are on the desired student, the schedule listed is the current day's schedule. The order of the periods is listed and the subject area is listed.

The screenshot shows a mobile application interface for a student's schedule. At the top, there is a green header bar with a menu icon, a notification bell, and a user profile icon. Below the header, the date "Today 11/13" is displayed on the left, and the student's name "son L." with a profile picture and a dropdown arrow is on the right. A red callout bubble points to the dropdown arrow with the text "Change selected student here." Below the header, the text "No Assignments" is centered. Underneath, a section for "Q2 (10/12 - 12/20)" is shown. The main content is a list of five classes, each in a separate row. Each row contains a period number (1-5), a time range, and a subject name with a room number. The subject names are in blue text. A purple callout bubble on the left points to the list with the text "Classes are listed in the period order with times and room locations". A teal callout bubble on the right points to the blue subject name "Science" in the fourth row with the text "To find teacher contact information for a specific class, click on the blue subject name." The bottom of the screen shows a partial view of the fifth class, "Language Arts" in room 735.

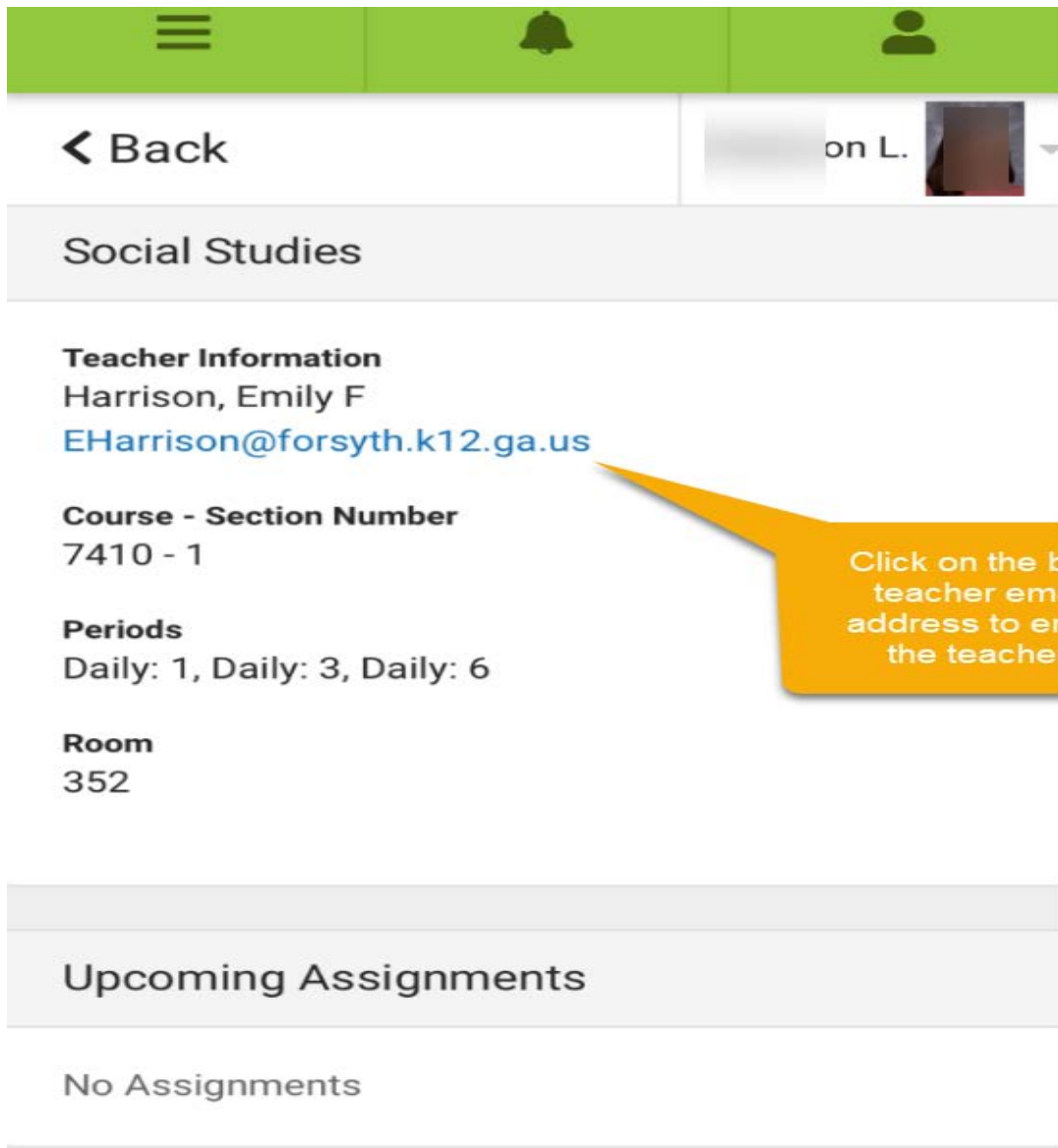
Period	Time	Subject	Room
1	9:00AM - 9:54AM	Social Studies	Rm: 352
2	9:54AM - 10:48AM	Mathematics	Rm: 366
3	10:48AM - 11:42AM	Literacy Reading	Rm: 734
4	11:42AM - 1:03PM	Science	Rm: 340
5	1:03PM - 1:57PM	Language Arts	Rm: 735

Change selected student here.

Classes are listed in the period order with times and room locations

To find teacher contact information for a specific class, click on the blue subject name.

- c. If you would like to contact a specific teacher, click on the blue subject and the second screen listed below appears. Click on the blue teacher email address and an email will automatically populate for you to type an email to the teacher.



Menu icon, Notification bell, Profile icon

← Back on L. [Profile picture]

Social Studies

Teacher Information
Harrison, Emily F
EHarrison@forsyth.k12.ga.us

Course - Section Number
7410 - 1

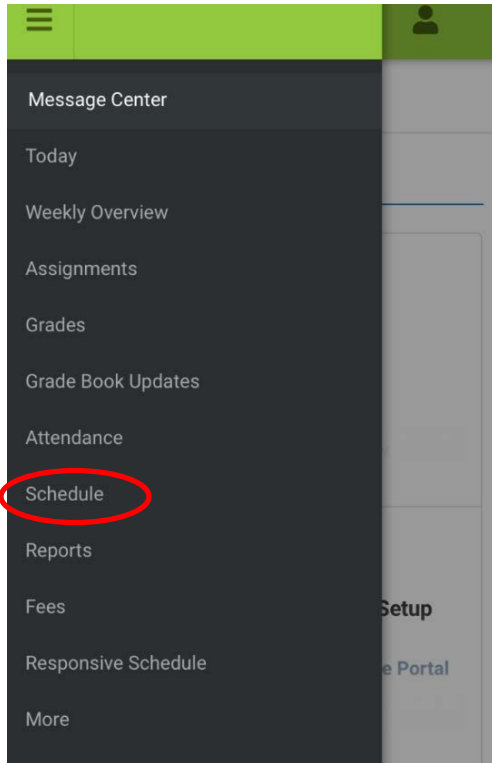
Periods
Daily: 1, Daily: 3, Daily: 6

Room
352

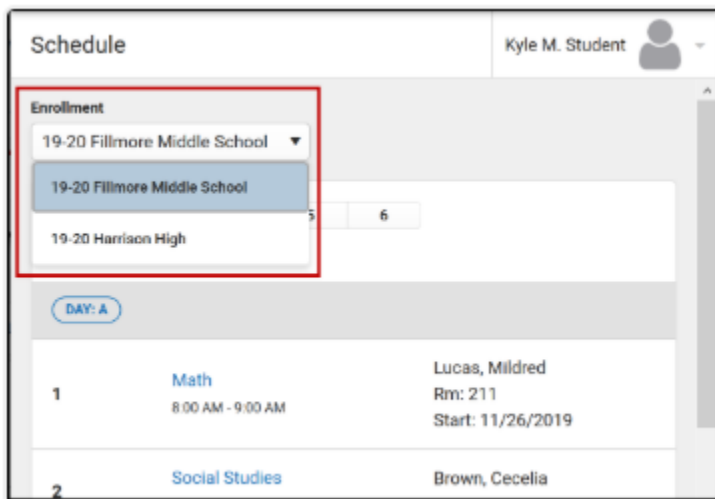
Upcoming Assignments

No Assignments

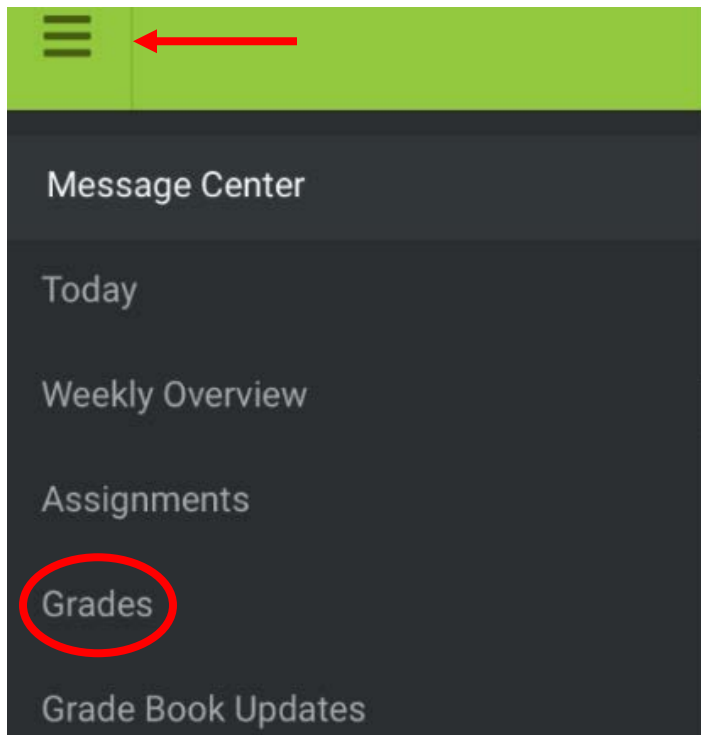
4. If the student has enrolled in both Forsyth Virtual Academy and a base school, parents can switch schools within the schedule. Click on the schedule section highlighted below.



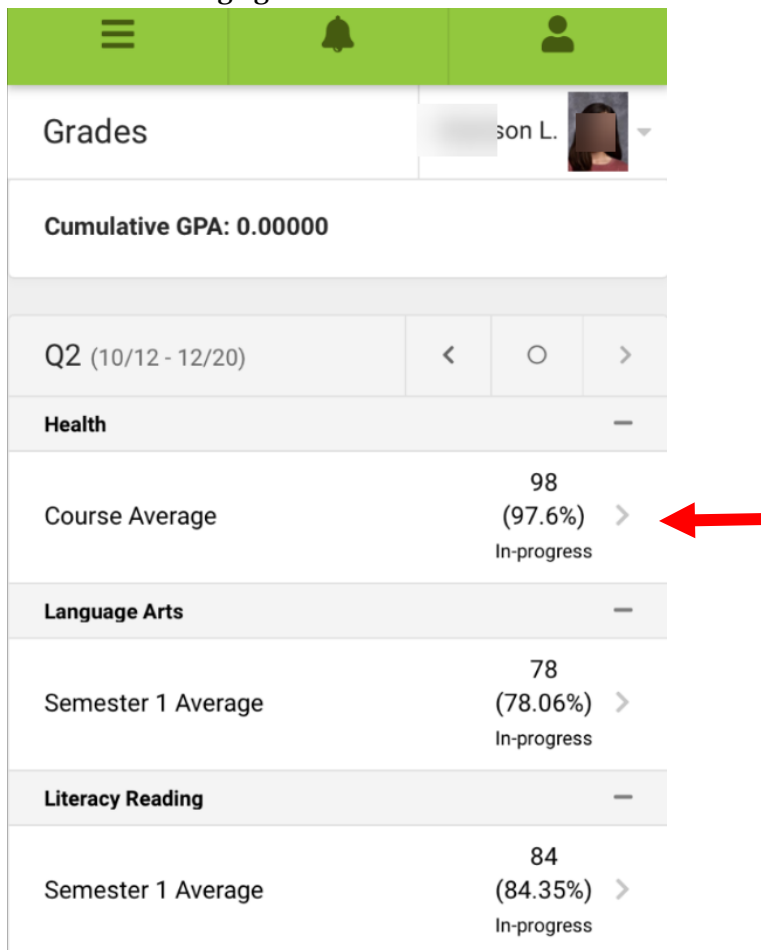
5. Right under the schedule title, there will be an enrollment drop down. The parent/student can then switch between each school.



6. To look at a student's current grades, click on the 3 lines, and then click on "Grades".



7. Current course averages will appear. To see the details of the course grade, click on the arrow next to the course average grade.



8. Expand the grade details by clicking on the + sign next to either Summative or Formative. Summative grades are like test grades and Formative grades are like class work grades. Summative grades make up 75% of high school course averages and 80% of middle school course averages. Formative grades make up 25% of the course average in high school and 20% of the average in middle school.

The screenshot shows a user interface for a course grade page. At the top, there is a green navigation bar with a menu icon, a bell icon, and a user profile icon. Below this is a white header with a back arrow and the text "son L." next to a profile picture. The main content area has a light gray background and displays the course average as "98 (97.6%) In-progress". Below this, there is a table with two rows: "Summative" and "Formative". The "Summative" row shows a score of "97/100 (97%)" and a weight of "80". A red circle highlights a "+" sign to the right of the "97/100 (97%)" score. The "Formative" row shows a score of "300/300 (100%)" and a weight of "20". Below the table, there are three quiz entries: "Choosing the best Lesson 3 Quiz" (Due: Today), "Choosing the Best Lesson 2 Quiz" (Due: 11/09), and "Choosing the Best Lesson 1 Quiz" (Due: 11/07). At the bottom, there are two nearpod entries: "Problem Solving Nearpod" (Due: 10/25, 100/100, 100%) and "Emotional Health Nearpod" (Due: 10/24, 100/100, 100%).

Grade Type	Score	Percentage	Weight	Action
Summative	97/100	(97%)	80	+
Formative	300/300	(100%)	20	-

Choosing the best Lesson 3 Quiz
Due: Today >

Choosing the Best Lesson 2 Quiz
Due: 11/09 >

Choosing the Best Lesson 1 Quiz
Due: 11/07 >

Problem Solving Nearpod
Due: 10/25 100/100 (100%) >

Emotional Health Nearpod
Due: 10/24 100/100 (100%) >