

WHAT DOES “SOAR” MEAN?

“**SOAR**” stands for riding the school bus to school, **S**afely, **O**rdery **A**nd **R**espectfully!

Your parents expect you to be safe, orderly and respectful. Your teachers expect you to be safe, orderly and respectful. Your driver expects that you will be safe, orderly and respectful too, in and around the school bus!

WHAT SHOULD I DO IF I DROP OR FORGET SOMETHING?

If you drop or forget something, you should STOP! **Don’t bend over to try to pick it up! Don’t go back to the bus; the driver may not see you! THINK!**

a) **Make sure you’re out of the danger zone** and signal the driver. Wave your arms in a HUGE signal so the driver will see you!

b) If the driver sees you they will signal you by using the “ok” signal. THEN you can pick up the item or approach the bus door.

c) Signal the driver with a “BIG thumbs up” when you have retrieved your item and are completely out of the danger zone once again!

Remember, **if you do not get the driver’s attention, stay out of the danger zone!** Go home or to your classroom and ask your parent(s) or teacher to help you!

EVACUATION:

If we need to get off the school bus quickly in an emergency, what will we do? Learn all the possible exits (front door, rear door, labeled windows and roof hatch(es)) on your school bus.

a) The most common evacuation is the front door which you’ll practice every day when you get off at school. The least common is using the windows or roof hatches. They are used only in an EXTREME emergency.

b) If we needed to get off very quickly we might use a dual door evacuation (front and back) or if the front door was blocked we might use the rear door evacuation.

c) Be completely quiet. **LISTEN FOR INSTRUCTIONS** from your driver! Wait for the driver’s signal.

d) To use the back door, exit seat by seat, left to right, back to front. Leave books, lunch boxes, and other belongings on bus. Do not move until the students behind you have cleared their aisle space or the driver has signaled you.

e) Sit down completely, hold your arms straight out in front of you, and scoot off the bus AFTER the “helpers” have grabbed your elbows and wrists to assist you.

f) Walk 100 feet (50 giant steps) away from your bus to your designated waiting area. Stay together. Be orderly and calm. Wait for the driver to tell you what to do next!

Forsyth County Student Transportation

Mission Statement: -

“We are professional and caring employees, - providing transportation services that protect - students, support quality learning and improve the - community.” -



Student well-being depends on all of us choosing to work together by making good choices that protect them. Isn’t that a commitment we can all make?

Sometimes a lack of understanding can be a barrier to achieving mutually accepted goals. Do you understand what is needed to protect each and every student who rides a school bus?

The purpose of this brochure is to equip all our stakeholders to participate in helping us protect 100% of our students 100% of the time. Learn about school bus safety and apply what you learn to protect our students. Won’t you please join us?

THE “DANGER ZONE”:

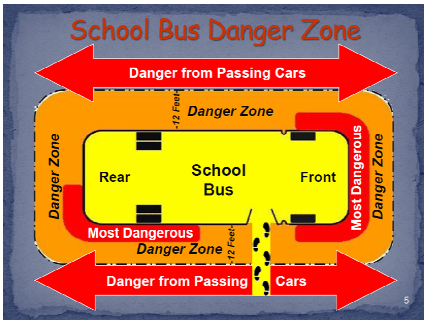
The Danger Zone is 12 feet all the way around the school bus! To make it simple, taking six steps is about the same as walking 12 feet for students.

a) Only approach a school bus at the door, and only if the driver has given you the signal that it’s ok. Before you move, look both ways for danger!

b) Always walk six steps away from the school bus any time you are stepping off! Remember to **look left and right** for danger **BEFORE** you step off the bus.

c) Stay away from the wheels and bumpers of a school bus. **Never go behind the school bus!**

d) If you get close to the school bus the driver can’t see you! If the driver can’t see you, he or she can’t protect you!



Respecting the “Danger Zone” and staying away from it are two very important ways that you can help us protect you!

THE MORNING BUS STOP:

When getting on your school bus, stay on the path directly in front of the open door. **Stay 6 steps or 12 feet away from the school bus** at all other times.

Never go behind a school bus. Never go near the wheels or bumpers of a school bus. NEVER, EVER chase a school bus. If you miss the school bus, go directly home and ask your parents to take you to school. **NEVER go to another school bus stop...** your driver will not be expecting you there.

a) Arrive 5 minutes early to your bus stop. Stay on your side of the road. Form a single file line, 12 feet away from the road and wait for your bus driver's signal to load the bus.

b) Keep electronic equipment packed away as you prepare to board. **Never use an electronic device or wear ear buds when boarding.** You must be focused on traffic and protecting yourself.

c) After your driver has given you the signal to load, check for traffic left and right before you move to load the bus. Stay alert for danger, walk to the stairs, hold the safety rail and walk directly to your seat.

d) Stay alert! If you hear the horn it's a warning signal! Stop, find the danger and move away from the danger! Move back to your waiting spot, move quickly onto the bus or to a place of safety!

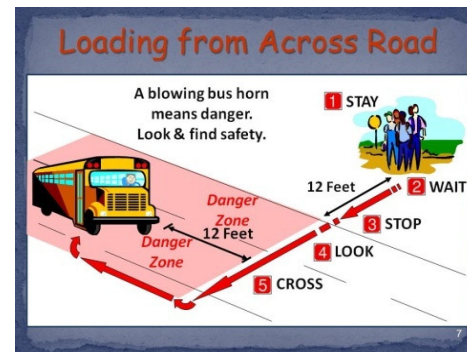
MORNING CROSSING PROCEDURE:

a) If you need to cross the road to get to the bus stop in the morning, wait **12 feet** from the side of the road for the driver's signal.

b) After the signal and before you move, look for danger, right and left! If it's safe, move toward the street. Before you step into the street look for danger again, both left and right!

c) If all traffic is stopped and it is safe, cross completely across the street at least 12 feet in front of the bus, staying alert for danger!

d) If you hear the horn it's a warning signal! Stop, find the danger and move away! Move back to your waiting spot or move quickly across the street to get away from the danger!



e) Once you cross the street, stay 12 feet from the bus and walk down to the door. Wait for the driver's signal to board. After you get the signal, you may proceed single file, use the handrail and go directly to your seat!

THE AFTERNOON BUS STOP:

When getting off your school bus, stay on the path directly in front of the open door. Walk **6 steps or 12 feet away from the school bus to get out of the Danger Zone.**

Never go behind a school bus. Never go near the wheels or bumpers of a school bus. NEVER, EVER return to the school bus unless you first get out of the danger zone and then get the driver's attention.

a) Wait for your driver's hand signal before get up from your seat to exit your bus.

b) Pack electronic equipment away as you prepare to get off the school bus. **Never use an electronic device or wear ear buds when unloading.** Focus on traffic and protecting yourself.

c) When you have received your driver's hand signal, stand and walk to the stairs. Hold the safety hand rail and check traffic left and right before you step off of your bus.

d) If all traffic is stopped, step off the bus while staying alert for danger.

e) Walk **6 steps or 12 feet away from the school bus to get out of the Danger Zone.** Go directly home if you do not need to cross the street! Stay alert for danger!

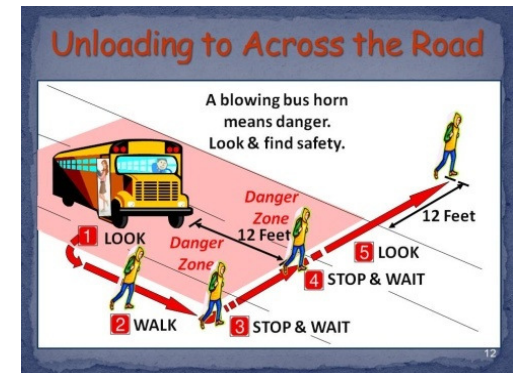
f) If you hear the horn it's a warning signal! Stop, find the danger and move away from the danger!

AFTERNOON CROSSING PROCEDURE:

a) If you need to cross the road to get home in the afternoon wait for the driver's signal before you leave your seat. Before you step off the bus, look left and right for danger!

a. Walk 6 giant steps away from the school bus (out of the 12 foot Danger Zone) and to the tip of the "crossing gate."

b. The driver will give TWO signals during this crossing procedure. The first will tell you to cross **HALF-WAY** across the street (REMEMBER, look for danger) When you get **HALF-WAY** across the street, STOP!



c. Look for the second signal from the driver. After the second signal, but before you move, look for danger, right and left! If it's safe, move across the street while staying alert for danger. Continue until you are (12 feet) off the road and walk safely home!

d. If you hear the horn it's a warning signal! Stop, find the danger and move away from the danger!